

Government

Section 4

GOVERNMENT

This section presents data on election districts, registered voters and votes cast, county operating revenues, general excise and use tax base, real property valuations and rates, government debt, and the state and local tax burden.

Local government in the State of Hawai'i is vested in one combined city and county (Honolulu, consisting of the Island of O'ahu and outlying islets), three non-metropolitan counties (Hawai'i, Kaua'i and Maui), and one area (Kalawao County) administered by the Hawai'i State Department of Health. Separate municipal governments do not exist.

Official results for the primary, general and special elections are published by the Office of Elections. Reapportionment for Maui County was effected in May 2012.

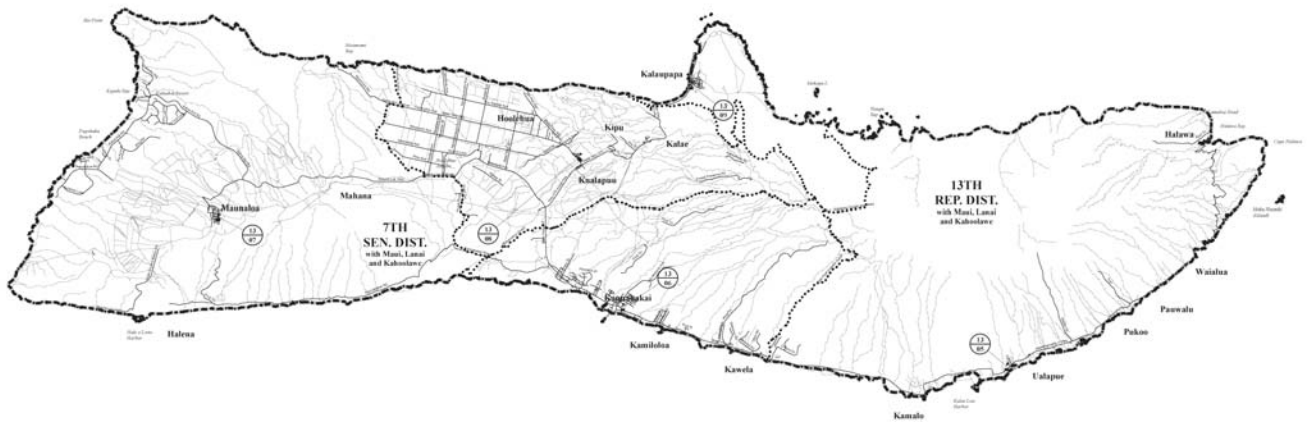
Important sources on statistics on government include: Government in Hawai'i; Revenue Trends (monthly tax collection reports), Hawai'i State Department of Taxation; State of Hawai'i Data Book, and Hawai'i State Department of Business, Economic Development and Tourism.

For more detail on government finances and spending, see Comprehensive Annual Financial Report, County of Maui; and Consolidated Federal Funds Report, U.S. Dept. of Commerce, Bureau of the Census, which has detail on Federal Government spending down to the county level. It is available on the Internet at <http://www.census.gov/>. The State of Hawai'i does not report on its spending by county.







4.1.2

MAP OF ELECTION DISTRICTS

Island of Moloka'i



LEGEND

-  Senatorial District Boundary
-  Representative District Boundary
-  Precinct Boundary
-  Polling Place
-  Representative District
-  Precinct

SOURCE: STATE OF HAWAII, OFFICE OF ELECTIONS, SEPTEMBER 2017.

4.1.3

MAP OF ELECTION DISTRICTS

Island of Lānaʻi



SOURCE: STATE OF HAWAII, OFFICE OF ELECTIONS, JANUARY 2014.

4.1.4

LIST OF POLLING PLACES

8th Representative District

Kahakuloa, Waihe‘e, Waiehu, Wailuku, Kahului

1. Waihe‘e Elementary School
2. Velma McWayne Santos Community Center
3. Baldwin High School
4. Paukūkalo Hawaiian Homes Comm. Ctr.
5. ʻĪao Intermediate School
6. Pomaika‘i Elementary School
7. Maui Economic Opportunity Center

9th Representative District

Wailuku, Pu‘unēnē, Kahului

1. Kahului Elementary School
2. Maui Waena Intermediate School
3. Lihikai Elementary School
4. Maui High School

10th Representative District

Lahaina, Kā‘anapali, Kapalua

1. Kenolio Recreational Complex
2. Kamehameha III Elementary School
3. Lahaina Intermediate School
4. Princess Nahī‘ena‘ena Elementary School
5. Lahaina Civic Center

11th Representative District

Kīhei, Maui Meadows, Wailea, Mākena

1. Trinity Episcopal Church by the Sea
2. Kamali‘i Elementary School
3. Kīhei Community Center
4. Kīhei Elementary School

12th Representative District

Hāli‘imaile, Makawao, Pukalani, Kula, ʻUlupalakua

1. Kalama Intermediate School
2. Eddie Tam Memorial Center
3. Pukalani Elementary School
4. Mayor Hannibal Tavares Comm. Ctr.
5. Kula Community Center
6. Kaunoa Senior Citizen Center

13th Representative District

Pā‘ia, Ha‘ikū, Ke‘anae, Hāna

1. Pā‘ia Community Center
2. Ha‘ikū Community Center
3. Hāna High and Elementary School

Island of Lāna‘i

4. Lāna‘i High and Elementary School

Island of Moloka‘i

5. Kilohana Community Center
6. Kaunakakai School
7. Maunaloa Community Center
8. Kualapu‘u Community Center
9. Vote by Mail Precinct

SOURCE: STATE OF HAWAII‘I, OFFICE OF ELECTIONS.

4.2.1

**REGISTERED VOTERS AND VOTES CAST
NOVEMBER 8, 2016 GENERAL ELECTION**

District	Precinct Name	Registered Voters		Turnout	District	Precinct Name	Registered Voters		Turnout
		Voters	Cast				Voters	Cast	
8-1	Waihe'e Elementary School	1,991	555	27.9%	11-1	Trinity Episcopal Church	3,399	935	27.5%
8-2	Santos Community Center	3,487	851	24.4%	11-2	Kamali'i Elementary School	4,570	1,324	29.0%
8-3	Baldwin High School	1,621	367	22.6%	11-3	Kihei Community Center	4,082	1,147	28.1%
8-4	Paukūkalo Hwn Homes Comm Ctr.	1,999	379	19.0%	11-4	Kihei Elementary School	4,374	1,257	28.7%
8-5	'Iao Intermediate School	4,238	1,003	23.7%		Absentee walkins		948	
8-6	Pomaikai Elementary School	1,761	501	28.4%		Absentee mail		3,220	
8-7	Maui Economic Opportunity Center	1,241	268	21.6%					
	Absentee walkins		1,142		12-1	Kalama Intermediate School	3,518	1,063	30.2%
	Absentee mail		4,706		12-2	Eddie Tam Memorial Center	2,241	715	31.9%
9-1	Kahului Elementary School	3,786	1,116	29.5%	12-3	Pukalani Elementary School	3,087	927	30.0%
9-2	Maui Waena Intermediate School	3,546	923	26.0%	12-4	Mayor H. Tavares Comm Ctr.	3,363	1,043	31.0%
9-3	Lihikai Elementary School	2,350	628	26.7%	12-5	Kula Community Center	5,101	1,520	29.8%
9-4	Maui High School	2,502	582	23.3%	12-6	Kaunoa Senior Citizen Center	280	124	44.3%
	Absentee walkins		529			Absentee walkins		939	
	Absentee mail		3,202			Absentee mail		4,758	
10-1	Kenolio Recreational Complex	1,582	443	28.0%	13-1	Pā'ia Community Center	1,850	592	32.0%
10-2	Kamehameha III Elementary	2,474	749	30.3%	13-2	Ha'ikū Community Center	7,169	2,227	31.1%
10-3	Lahaina Intermediate School	2,527	784	31.0%	13-3	Hāna High and Elementary	1,475	443	30.0%
10-4	Princess Nahi'ena'ena Elementary	1,927	507	26.3%	13-4	Lāna'i High and Elementary	1,782	594	33.3%
10-5	Lahaina Civic Center	6,203	1,802	29.1%	13-5	Kilohana Community Center	641	191	29.8%
	Absentee walkins		427		13-6	Kaunakakai School	2,073	485	23.4%
	Absentee mail		2,356		13-7	Maunaloa Community Center	381	111	29.1%
					13-8	Kualapu'u Community Center	1,257	340	27.0%
					13-9	Kalaupapa Settlement	34	0	0.0%
						Absentee walkins		1,141	
						Absentee mail		3,108	

SOURCE: STATE OF HAWAII, OFFICE OF ELECTIONS.

4.2.2

GENERAL ELECTION RESULTS MAUI COUNTY, NOVEMBER 8, 2016

	Votes	%		Votes	%
President and Vice President			Councilmember (East Maui)		
D) Clinton, Hillary/ Kaine, Tim	33,480	63.2%	Carroll, Robert (Bob)	25,273	47.7%
R) Trump, Donald/ Pence, Michael	13,446	25.4%	Sinenci, Shane	19,119	36.1%
G) Stein, Jill/ Baraka, Ajamu	2,390	4.5%	Blank Votes	8,544	16.1%
L) Johnson, Gary/ Weld, Bill	2,035	3.8%	Councilmember (West Maui)		
C) Castle, Darrell/ Bradley, Scott	594	1.1%	Cochran, Elle	31,970	60.4%
Blank Votes	980	1.9%	Balinbin, Ernest	12,575	23.7%
U.S. Senator			Blank Votes	8,393	15.9%
D) Schatz, Brian	37,214	70.3%	Councilmember (Wailuku, Waihe'e, Waikapū)		
R) Carroll, John	10,203	19.3%	Atay, Alika	23,322	44.0%
C) Allison, Joy	1,302	2.5%	Kane, Dain	22,513	42.5%
L) Kokoski, Michael	1,008	1.9%	Blank Votes	7,105	13.4%
A) Giuffre, John	188	0.4%	Councilmember (Kahului)		
Blank Votes	3,015	5.7%	Guzman, Don	30,764	58.1%
U.S. Representative, Dist. 2			Medeiros, Vanessa	13,787	26.0%
D) Gabbard, Tulsi	41,046	77.5%	Blank Votes	8,390	15.8%
R) Kaaihue, Angela Aulani	8,713	16.4%	Councilmember (South Maui)		
Blank Votes	3,190	6.0%	King, Kelly Takaya	23,641	44.6%
State Representative, Dist. 8			Couch, Don	22,592	42.7%
D) Souki, Joe	6,514	66.7%	Blank Votes	6,705	12.7%
R) Rebolledo, Gilbert	2,575	26.4%	Councilmember (Makawao, Ha'ikū, Pā'ia)		
Blank Votes	680	7.0%	White, Mike	25,771	48.7%
State Representative, Dist. 10			Furtado, Trinette	20,398	38.5%
D) McKelvey, Angus	4,716	66.7%	Blank Votes	6,760	12.8%
R) Marten, Chayne	1,700	24.1%	Councilmember (Upcountry)		
Blank Votes	648	9.2%	Sugimura, Yuki Lei Kashiwa	23,264	43.9%
State Representative, Dist. 11			Greig-Nakasone, Napua	22,213	42.0%
D) Ing, Kaniela	5,835	66.1%	Blank Votes	7,450	14.1%
R) Pekus, Daniel	2,501	28.3%	Councilmember (Lāna'i)		
Blank Votes	494	5.6%	Hokama, Riki	23,272	44.0%
State Representative, Dist. 13			Johnson, Gabe	19,092	36.1%
D) Decoite, Lynn	5,824	63.1%	Blank Votes	10,570	20.0%
G) Nikhilananda, Nick	2,773	30.0%	Councilmember (Moloka'i)		
Blank Votes	631	6.8%	Crivello, Stacy Helm	22,763	43.0%
			Rawlins-Fernandez, Keani	18,496	34.9%
			Blank Votes	11,682	22.1%

SOURCE: HAWAII STATE OFFICE OF ELECTIONS.

4.2.3

**GENERAL ELECTION RESULTS
OFFICE OF HAWAIIAN AFFAIRS TRUSTEES
AND STATE CONSTITUTIONAL AMENDMENTS
MAUI COUNTY, NOVEMBER 8, 2016**

Office of Hawaiian Affairs

	Votes	Percent
At Large Trustee		
Akina, Keli'i	18,751	35.4%
Apoliona, Haunani	18,693	35.3%
Blank Votes	15,520	29.3%
Over Votes	8	0.0%
Hawai'i Resident Trustee		
Trask, Mililani	*20,618	38.9%
Lindsey, Robert (Bob)	18,705	35.3%
Blank Votes	13,638	25.7%
Over Votes	11	0.0%

State of Hawai'i Constitutional Amendments

	Votes	Percent		Votes	Percent
Disposition of Excess Revenues			Jury Trials in Civil Cases		
Yes	27,347	51.6%	Yes	24,000	45.3%
No	16,370	30.9%	No	21,484	40.6%
Blank	9,232	17.4%	Blank	7,460	14.1%

* Revised data.

SOURCE: HAWAII STATE OFFICE OF ELECTIONS.

4.2.4

**GENERAL ELECTION RESULTS
MAUI COUNTY CHARTER AMENDMENTS
NOVEMBER 8, 2016**

Ballot Text Summaries and Results

Allow the withdrawal of a signature from a supplemental petition?

Yes	33,958	64.1%
No	9,581	18.1%
Blank Votes	9,390	17.7%

Allow the County Clerk twenty (20) days to review a supplemental petition, instead of ten (10) days?

Yes	27,863	52.6%
No	16,239	30.7%
Blank Votes	8,839	16.7%

Change the name of the Civil Defense Agency to the Maui County Emergency Management Agency?

Yes	27,616	52.2%
No	17,310	32.7%
Blank Votes	8,002	15.1%

Require Council approval of the appointment of various directors, and allow additional qualifications for directors to be established by ordinance?

Yes	34,591	65.3%
No	10,734	20.3%
Blank Votes	7,606	14.4%

Allow Office of Council Services' attorneys to serve as legal advisors or representatives to the Council and its members?

Yes	26,971	50.9%
No	16,078	30.4%
Blank Votes	9,891	18.7%

SOURCE: HAWAII STATE OFFICE OF ELECTIONS.

4.3.1

STATEMENT OF REVENUES AND EXPENDITURES MAUI COUNTY

In thousands of dollars. For year ending June 30

	2014	2015	2016	2017
Revenues				
Taxes	255,440	268,178	280,825	303,701
Licenses and Permits	28,185	30,946	30,460	32,032
Intergovernmental Revenues	69,449	72,049	69,038	70,996
Charges for Services	64,251	64,839	70,575	76,902
Fines and Forfeitures	2,250	2,075	2,537	2,226
Interest and investment earnings, net	1,747	1,358	2,592	3,120
Other	6,882	4,604	5,140	6,042
Assessments	1,086	1,322	2,345	1,742
Total Revenues	429,290	445,371	463,511	496,762
Expenditures				
General Government	190,718	105,479	115,623	126,512
Public Safety	78,981	90,349	92,811	99,701
Highways and Streets	44,878	40,260	39,827	40,032
Sanitation	46,344	54,552	52,454	54,842
Social Welfare	45,298	42,579	45,920	57,126
Culture and Recreation	39,739	29,530	28,912	38,325
Legislative	5,987	6,559	6,493	6,523
Capital Outlay	77,097	81,371	65,147	48,112
Debt Service: Principal	24,593	26,926	20,825	26,150
Interest	9,424	10,905	9,607	9,174
Total Expenditures	563,058	488,509	477,619	506,496
Excess (Deficiency) of Revenues over Expenditures	(133,768)	(43,138)	(14,109)	(9,735)

Note: Due to rounding, details may not add to total.

SOURCE: MAUI COUNTY DEPARTMENT OF FINANCE, COMPREHENSIVE ANNUAL FINANCIAL REPORTS.

4.3.2

STATE TAX COLLECTION MAUI COUNTY

	2014	2015	2016	2017
Banks/Financial Corps	7,124	14,245	22,967	16,539
Employment Sec. Contri.	0	0	0	0
Fuel	3,142,763	4,952,341	29,805,946	25,042,508
GE License/Fees	0	0	30,767	88,199
General Excise & Use Tax ¹	187,280,786	202,188,522	199,013,033	221,793,130
Honolulu County Surcharge ²	1,517,910	1,625,325	963,853	0
Income-Corporate				
Decl. of Estimated Taxes	1,361,255	1,818,099	1,243,398	2,302,267
Payment With Returns	422,103	1,235,231	1,673,448	1,952,745
Refunds	(1,195,281)	(504,193)	(586,348)	(510,456)
Income-Individual				
Decl. of Estimated Taxes	35,595,168	41,135,847	36,240,017	43,748,197
Payment With Returns	20,682,519	23,023,611	24,521,937	24,901,860
Withholding Tax on Wages	75,704,027	82,351,800	85,864,464	92,456,964
Refunds	(41,937,074)	(41,127,638)	(42,432,928)	(44,685,439)
Inheritance/Estate	18,989	1,443,239	1,432,093	(189,498)
Liquor and Permits	7,352,755	7,580,791	7,606,014	7,617,774
Motor Vehicle Tax/Fees	19,716,743	20,759,191	21,161,638	21,501,788
Public Service Company	18,006,353	17,839,865	14,753,823	12,622,859
Tobacco and Licenses	7,191,025	4,328,226	3,845,946	3,528,403
Transient Accom. /Time Share Occup. Fees	0	0	807	2,525
Transient Accom. Tax/Time Share Occ. Tax	31,850,226	35,980,172	25,664,626	52,409,953
All Others	220	165	135	140
Total	\$366,717,613	\$404,644,839	\$410,825,635	\$464,600,457

1. May also contain some revenue from the Honolulu County Surcharge.

2. Surcharge began in 2007. Businesses with activities in Honolulu may have to pay surcharge despite not being located on O'ahu.

Note: Due to rounding, details may not add to total.

SOURCE: HAWAII STATE DEPARTMENT OF TAXATION, STATE TAX COLLECTIONS AND DISTRIBUTIONS.

4.3.3

ESTIMATED REAL PROPERTY TAX REVENUE MAUI COUNTY

In thousands of dollars

Fiscal Year 2017-2018

Assessor's gross valuation	52,729,762
Land	21,711,958
Improvement	31,017,804
Exemptions	6,414,588
Assessor's net taxable valuation	46,315,171
Half of valuation on appeal	420,744
Number of appeals	635
Valuation for tax rate purposes	45,894,427
Land	20,365,507
Improvement	25,528,920
Amount to be raised by taxation	299,842

SOURCE: CITY AND COUNTY OF HONOLULU, DEPARTMENT OF BUDGET & FISCAL SERVICES, REAL PROPERTY ASSESSMENT DIVISION.

4.3.4

**REAL PROPERTY TAX RATES
MAUI COUNTY**

Dollars per \$1,000 net taxable value

Land Use Class	Rate
Fiscal Year 2017-2018	
Building	
Residential	5.54
Apartment	6.32
Commercial	7.28
Industrial	7.49
Agricultural	6.01
Conservation	6.37
Hotel and Resort	9.37
Homeowner	2.86
Time Share	15.43
Commercialized Residential	4.56
Land	
Residential	5.54
Apartment	6.32
Commercial	7.28
Industrial	7.49
Agricultural	6.01
Conservation	6.37
Hotel and Resort	9.37
Homeowner	2.86
Time Share	15.43
Commercialized Residential	4.56

SOURCE: CITY AND COUNTY OF HONOLULU, DEPARTMENT OF BUDGET AND FISCAL SERVICES, REAL PROPERTY ASSESSMENT DIVISION.

4.3.5

DEBT OF MAUI COUNTY GOVERNMENT

In thousands of dollars

Fiscal Year	General Obligation Bonds	Notes Payable	Total Outstanding Debt
1998	186,731	21,539	208,270
1999	189,913	31,796	221,709
2000	194,111	30,305	224,416
2001	194,807	23,779	218,586
2002	208,832	23,764	232,596
2003	242,996	39,582	282,578
2004	227,007	39,194	266,201
2005	233,684	36,762	270,446
2006	215,336	34,295	249,631
2007	226,720	40,078	266,798
2008	247,258	47,262	294,520
2009	226,048	65,578	291,626
2010	204,717	71,257	275,974
2011	231,914	69,639	301,553
2012	210,460	67,329	277,789
2013	254,592	47,090	301,682
2014	233,900	70,965	304,865
2015	257,781	75,653	333,434
2016	262,603	69,061	331,664
2017	234,109	83,305	317,414

Revised data for 2005 to 2016.

SOURCE: MAUI COUNTY DEPARTMENT OF FINANCE, COMPREHENSIVE ANNUAL FINANCIAL REPORTS.

4.4

**PERSONNEL BY DEPARTMENT FOR FISCAL YEARS
MAUI COUNTY**

	2015	2016	2017	2018
Corporation Counsel	34.5	34.5	37.5	37.5
Emergency Management Agency ¹	6.0	6.0	6.8	6.8
Environmental Management				
General	5.0	5.0	5.0	8.0
Wastewater	117.0	117.0	118.0	118.0
Solid Waste	95.0	99.0	99.0	96.0
Finance	142.8	145.8	147.5	145.5
Fire & Public Safety	318.0	319.0	368.0	370.0
Housing & Human Concerns	80.3	80.3	86.8	87.5
Liquor Control	26.0	26.0	26.0	25.0
Management	56.0	58.8	58.0	56.0
Parks and Recreation				
General	426.3	426.8	*384.3	390.3
Golf	20.9	20.9	20.9	19.4
Personnel Services	19.0	18.0	18.0	18.0
Planning	62.0	62.0	64.0	64.0
Police	518.5	520.0	524.0	522.2
Prosecuting Attorney	72.0	72.0	73.0	73.0
Public Works				
General	115.0	115.0	115.0	115.0
Highways	143.0	145.0	145.0	146.0
Transportation	6.0	6.0	6.0	6.0
Water Supply	219.0	219.0	220.0	220.0

1. Previously known as Civil Defense.

* Revised data

SOURCE: MAUI COUNTY OFFICE OF THE MAYOR, BUDGET OFFICE.

4.5.1

**COUNTY PROPERTY TAX EXEMPTIONS BY TYPE
MAUI COUNTY, FY 2017-2018**

Type of Exemption	Number	Amount (\$1,000)
Federal Government	80	44,958
State Government	1,346	1,697,937
County Government	579	531,109
Government Leases-Total	81	81,177
Government Leases-Portion	53	41,810
Hawaiian Homes Commission	512	35,584
Hawaiian Homes Land-Basic	788	139,342
Hawaiian Homes Land-Multiple	125	21,020
Hawaiian Homes Land-Total Land	1,400	141
Hawaiian Homes Land-Vacant Land	243	25
Hawaiian Homes-7 year	98	22,130
Homes-Fee (Basic)	19,598	3,873,622
Homes-Fee (Multiple)	4,834	952,297
Homes-Leasehold (Basic)	272	53,405
Homes-Leasehold (Multiple)	349	68,364
Blind	28	700
Deaf	7	125
Hansen's Disease (Leprosy)	0	0
Totally Disabled	362	8,599
Totally Disabled Veterans	283	149,075
Cemeteries	8	1,687
Charitable Organizations	222	292,539
Childcare	20	1,000
Churches	249	344,897
Credit Unions	16	18,669
Forest Reserve	3	67
Historic Residential Properties	7	13,750
Kuleana	47	21,028
Hospitals	11	42,032
Landscaping, Open-Space	1	10
Low-Moderate Income Housing	43	178,354
Public Utilities	80	82,337
Roadways and Waterways	1,702	6,679
Schools	19	158,289
Taro	53	92
Miscellaneous	2	177
Total	33,521	8,883,027

SOURCE: CITY AND COUNTY OF HONOLULU, DEPARTMENT OF BUDGET & FISCAL SERVICES, REAL PROPERTY ASSESSMENT DIVISION.

4.5.2

LIQUID FUEL TAX BASE AND TAX COLLECTIONS MAUI COUNTY

Fiscal year ending June 30, 2017

Source of Revenue	Gallons	State Tax	County Fuel Tax	Total Tax
Gasoline	63,841,186	\$10,208,167	\$14,394,020	\$24,602,187
Diesel oil (non-hwy)	12,253,113	122,531	0	122,531
Diesel oil (hwy)	6,225,299	996,048	1,397,394	2,393,442
Liquid petro. gas (hwy)	27	1	3	4
Small boat (gas)	84,030	13,445	19,327	32,772
Small boat (diesel oil)	0	0	0	0
Aviation fuel	73,217,092	732,171	0	732,171
Other fuel	348,741	13,950	2,605	16,555
Subtotal	155,969,487	12,086,313	15,813,349	27,899,662
Environmental Tax	4,714,763	4,907,074	0	4,907,074
Total		16,993,387	15,813,349	32,806,736

SOURCE: STATE OF HAWAII', DEPARTMENT OF TAXATION, MONTHLY TAX COLLECTION REPORTS.

4.5.3

LIQUID FUEL TAX ALLOCATION BY FUND MAUI COUNTY

Fiscal year ending June 30, 2017

	Amount	Total Tax
State Highway Special Fund	\$11,240,601	
State Airports Special Fund	732,171	
State Boating Special Fund	271,675	12,244,446
County Fuel Tax:		
Lanai	180,802	
Molokai	0	
Maui	15,474,413	15,655,215
Environmental Response Fund	233,718	
Energy Security Fund	701,155	
Energy Development Fund	467,437	
Agricultural Development Fund	701,155	
General Fund	2,803,610	4,907,074
Grand Total		\$32,806,736

SOURCE: STATE OF HAWAII', DEPARTMENT OF TAXATION, MONTHLY TAX COLLECTION REPORTS.